
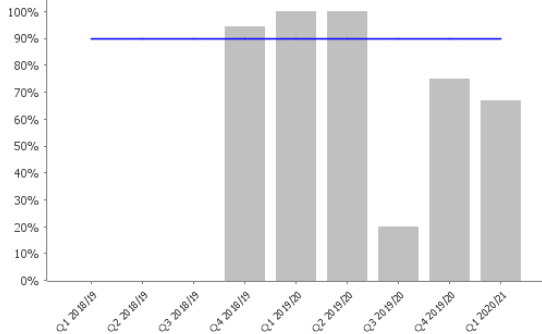


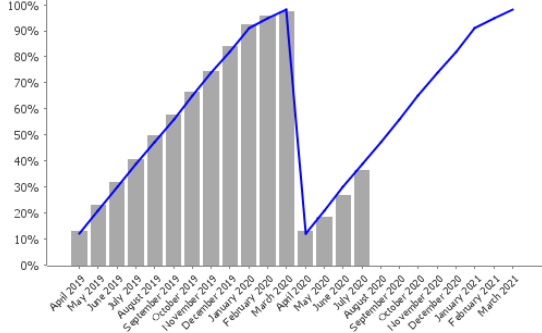


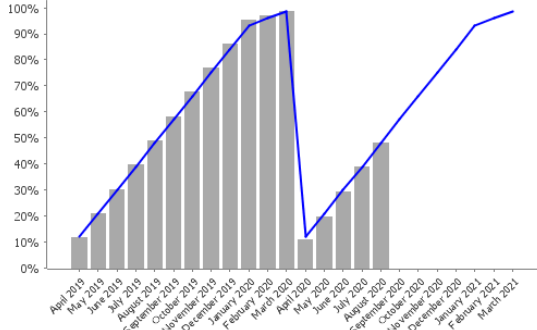




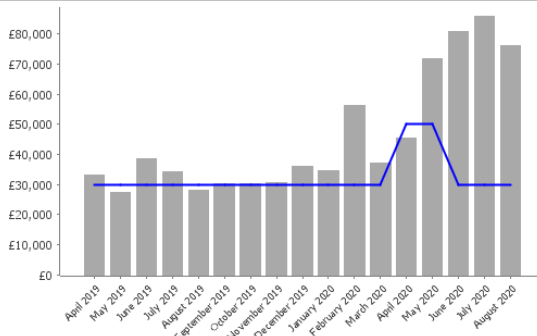


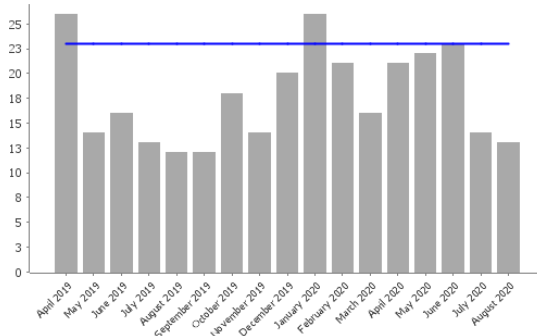



Finance & Investment Advisory Committee - Performance report


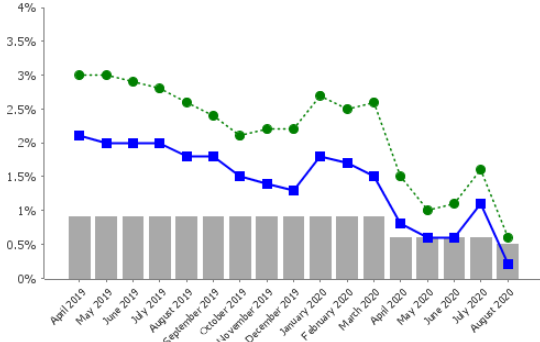



Generated on: 06 October 2020

						Cumulative (Year to Date) Performance			Commentary
Code	Description	Current Value / Actuals	Current Target/ Budget	Current Status	Performance Chart	2020/21			
						Value/ Actuals	Target/ Budget	Status	
LPI_IA1a	Sevenoaks: Audit actions fully implemented within agreed timescales	66.67%	90%			66.67%	90%		Due to COVID-19 and staff turnover
LPI_BR 04	The percentage of business rates collected in-year (Cumulative)	36.3%	39%			36.3%	39%		

						Cumulative (Year to Date) Performance			
Code	Description	Current Value / Actuals	Current Target/ Budget	Current Status	Performance Chart	2020/21			Commentary
						Value/ Actuals	Target/ Budget	Status	
LPI_CT 04	The percentage of council tax collected in-year (cumulative)	47.9%	48%			47.9%	48%		
LPI_FS 001	The percentage of undisputed invoices paid within 30 days or agreed terms	97%	99%			96.6%	99%		

						Cumulative (Year to Date) Performance			Commentary
Code	Description	Current Value / Actuals	Current Target/ Budget	Current Status	Performance Chart	2020/21			
						Value/ Actuals	Target/ Budget	Status	
LPI_FS 003	Debts outstanding more than 61 days	£76,220	£30,000			£76,220	£30,000		Debts not pursued due to COIVD-19
LPI_HB 02	Average number of days to process a new claim for Housing Benefit (Monthly)	13	23			13	23		

						Cumulative (Year to Date) Performance			Commentary
Code	Description	Current Value / Actuals	Current Target/ Budget	Current Status	Performance Chart	2020/21			
						Value/ Actuals	Target/ Budget	Status	
LPI_HB 04	Average number of days to process a change in circumstances for Housing Benefit (monthly)	6	9			6	9		
TM FS 01	Treasury Management - Actual vs Budget + Forecast	£47,721	£119,541			£47,721	£119,541		Due to COVID-19 the interest rates available have dropped significantly

						Cumulative (Year to Date) Performance			Commentary
Code	Description	Current Value / Actuals	Current Target/ Budget	Current Status	Performance Chart	2020/21			
						Value/ Actuals	Target/ Budget	Status	
TM FS 02	Treasury Management - Investment returns vs RPI vs CPI	0.5%	0.2%		 <div> Investment Returns RPI CPI</div>	0.5%	0.2%	